

3/13/2008

Volume 1, Issue 9



ABRACADABRA!

Discover the MAGIC of Cub Scouts!

Cub Scouts love to amaze and be amazed! Boys discover secrets of the magician's art this month as they demonstrate magical illusions and learn new tricks with cards, coins, and other everyday objects. The *Cub Scout Magic Book* is a great resource for age-appropriate tricks and puzzles. Visit a magic shop or have a magician come to your den or pack meeting to teach the boys a few tricks of the trade. Prepare to watch in wonder at the pack meeting as your Cub Scouts entertain their audience with skits, stunts, and sparklers that they have practiced at den meetings. The Cubmaster uses the magic of ceremonies to pull awards from a top hat at the mystifying pack meeting magic show. This would also be a good month to hold your pack Space Derby.



Boys can be proud of their accomplishments as they learn new tricks.

Purposes of this month's theme:

- **Personal Achievement:** Boys can be proud of their accomplishments.
- **Family understanding:** Families help Cub Scouts learn and practice their new skills
- **Cubs Scouts show their bravery** as they take the challenge to learn new things
- **Responsibility:** The boys learn to share the den's responsibility for a contribution that all will enjoy.

Prayer: Magic All Around

We pray to see and feel gratitude for all the magic around us: the new leaves on the trees, the flowers that will be blooming, the songs of the birds, and the love of our family. Let us always be thankful for these things, and thankful for all we have. Amen.

Tiger Mania 2008

Have you picked up your Tiger Mania 2008 Pack Participation kit yet? I introduced the packets last month at the Cub Scout Breakout Session. If you have not signed out your Tiger Mania packet yet, please contact Will Sulzbach at WillSulzbach@aol.com with your Pack Spring Recruiting Plan and your Summer Activity Plans. The membership committee for Northwest is currently working on an active plan to keep our new Tigers busy this summer. If your Pack has an outstanding Summer activity and you would like to share your activity with new recruits, please contact Will or myself with the detailed information so we can identify the event for our new Scouts..



Caption describing picture or graphic.



Discussion: Planning a field trip: Outdoor Activity Tips:
Info from the Cub Scout Leader Book (space blank for notes)

Theme Support

Materials

Cub Scout Magic Book

Magic Science Kit

Space Derby Kit

Leather Grip Kit

Den Meeting In a Box



Pack Magic Show

Host a magic show for a pack meeting. Look among parents who have magic as a hobby. Give local resources such as magic shops and names of local magicians. Caution the leaders that magic tricks should be age appropriate and the emphasis should be placed on the boys sense of accomplishment, rather than the spectacular nature of the trick.



Hold a Pack Magic Show

Discuss Tips for teaching magic to Cub Scouts and helping them perform in front of an audience. Excellent resources for leaders are: *Cub Scout Magic*, *Cub Scout Leader How-To Book*, and the *Cub Scout Program Helps 2007-2008* guide.

Breakout Schedule:

Opening: Prayer-Page 1

Announcements

Actvitiy Demo: Magic Tricks-Six Glass Puzzle

Discussion: Planning a field trip

Game: Related to Family Member Webelos Activity Badge

Applause: That's Magic!

Closing-Commissioners Minute



Hold a Pack Space Derby this month. Space Derby kits available at your local Scout Shop.

Invisible Ink Writing:

Use milk or orange or lemon juice as "ink." Use a toothpick or a small brush for a pen. When the "ink" dries, you can't see it until you hold it over a light. The heat from the light will turn the "ink" light brown.

April 2008 Webelos Activity Badges:
Sportsman/Family Member

Welcome to March
Cub Scout Breakout!

Cub Scout Round Table Commissioner:
Karol Smith
Phone: 651-636-2036

Staff:
Jeff Silvis
Email: silvis@mac.com



Cub Scouts

SCOUTING IS FUN
WITH A
PURPOSE!

We're on the Web!
www.northwest.nbsa.org

Advancement Possibilities this month:

Tiger: Electives 19, 36

Wolf: Achievement 2a, Electives 1b, 2a, 11a, 11f

Bear Den Activities: Achievement 17b, Elective 13

Ice Trick: Place a sponge in the bottom of an unclear cup.

Add a few ice cubes. Show the audience the cup and then pour approximately 1 inch of water into the cup. Wave your magic wand, tell the audience you will turn the water into ice, and then dump out just ice cubes— with NO water! What happened? The sponge absorbed the water, so it looks like the water turned magically and immediately into ice.

University Of Scouting

Spring Semester session is Saturday, April 12, 2008 from 8:30am – 4:30 pm at Holy Family Catholic High School in Victoria, MN.

Interested in learning new leadership skills, meeting new people, and running new programs?

Then the University of Scouting/Pow Wow is for you! This event is held twice a year in the Northern Star Council and is the LARGEST One Day Supplemental Training Program available anywhere. Choose from over 120 courses with an emphasis on programs, skills, and resources to deliver high quality opportunities to the Scouting youth. New Leader and Position Specific training will also be offered. Plus a vendor midway offers lots of exciting program resources, materials, and ideas for you to browse. University of Scouting offers something for every Scout Leader:

Cub & Tiger Scout Pow wow , Boy Scout College , Venturing College , General College , Doctoral studies

Please note that, although the stand-alone registration form and web registration form have the correct fees, those listed on the University of Scouting registration form printed in the March Navigator are incorrect. Apologies for this error and for any confusion and inconvenience it may cause. Correct costs for the University of Scouting are as follows:

Early bird, before March 29: \$20 Regular, before April 10: \$25 At the door: \$30

Questions about the University of Scouting? Contact Kurt Gustafson, uofscouting@gmail.com

This spring, the College of Commissioner Science will be offered as part of the University of Scouting. The Bachelors, Masters, Advanced Studies, and Roundtable Commissioners studies will be held, however, Doctoral studies will NOT be offered at this time.

Be the best leader you can for your Scouts. Attend the next University of Scouting!



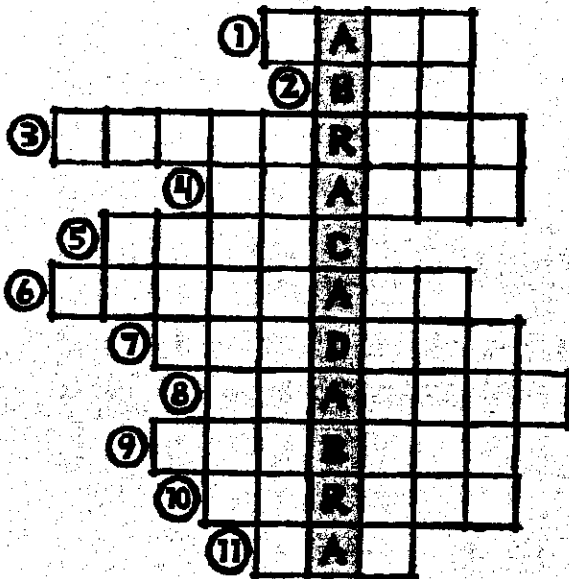
FAMILY FUN PAGE



"FAMILY FUN PAGE" HAS SOME INTERACTIVE! WORK PUZZLES FROM SCOUTING'S RECENT ISSUES ON THE MAGAZINE WEB SITE. GO TO www.scoutingmagazine.org/lasveas/current/d-fun.html.

MAGIC SPELL

SEE IF YOU CAN CONJURE UP THE ANSWERS TO THIS MAGICAL CROSSWORD.



- ① HE TRADED FOR MAGIC BEANS.
- ② TOP 40 HIT BY THE WHO: MAGIC _____.
- ③ LAS VEGAS MAGICIANS FAMOUS FOR USING TIGERS IN THEIR ACT: _____ & ROY.
- ④ TV STREET MAGICIAN AND ILLUSIONIST: DAVID _____.
- ⑤ FORMER L.A. LAKERS FORWARD: _____ JOHNSON.
- ⑥ DISNEYLAND RIDE: MAGIC _____.
- ⑦ MAGICIAN BEST KNOWN FOR ESCAPES.
- ⑧ GROUP THAT WENT ON A MAGICAL MYSTERY TOUR.
- ⑨ MAGICIANS PULL THEM OUT OF HATS.
- ⑩ STEPPENWOLF HIT: MAGIC _____ RIDE.
- ⑪ TOP 40 HIT BY HEART: MAGIC _____.


PICK A CARD - ANY CARD

CHOOSE ANY CARD FROM THE DECK OF CARDS. BUT NOT THE NUMBER OR THE SUIT OF THE LAST CHOOSE CARD IN THIS MATHEMATICAL SEQUENCE OF SEVEN CARDS. THEN CIRCLE THE CORRECT SUIT OF THE GROUP OF SIX POSSIBILITIES.



WORD TRICKS

USE YOUR MAGIC WAND TO SOLVE THESE RIDDLES.

- ① WONS A _____ MAN
- ② ACT
- ③ 
- ④ HAT
HAT
HAT
- ⑤ WATER
ESCAPE

ANSWERS

① MOUNTAIN, ② HEARTS, ③ HARRIS, ④ CARPET, ⑤ MAGIC, ⑥ MOUNTAIN, ⑦ HOND, ⑧ HEARTS, ⑨ HARRIS, ⑩ CARPET, ⑪ MAGIC. THE CORRECT CARD PICK IS THE 5 OF DIAMONDS. WORD TRICKS: 1-SOUND A WOMAN IN HATS 2-DRAWING ACT, 3-SIGHT OF HAND, 4-TOP HAT, 5-UNDERWATER ESCAPE. NUMBER SEQUENCE: 1-JACK, 2-QUE, 3-QUEEN, 4-KING, 5-MAGIC.

ILLUSTRATIONS BY JIM FRAZIER

PACK RESOURCE SHEET

April 2008 Theme: Abracadabra!

Some of the purposes of Cub Scouting developed through this month's theme include:

Fun and adventure. Boys will have fun presenting magic tricks for friends and family.

Personal achievement. Boys will have a sense of accomplishment in learning and demonstrating simple magic tricks.

Family understanding. Families will offer support and encouragement as the boys learn and practice their magic tricks.

The core value to be highlighted this month is:

Courage. Boys will learn that tricks are fun and games but in real life they need to do what is right regardless of how hard it is.

Opening Ceremony: Abracadabra

Materials: Large cards, shaped like top hats, with the letters ABRACADABRA on one side, CUBSCOUTING on the reverse side

A—Activities that are fun for all.

B—Blue and gold, our colors standing tall.

R—Race cars rolling down the derby track.

A—Advancements, of which there is no lack.

C—Campfires with songs and stunts so bold.

A—Arrowheads, of silver and of gold.

D—Den leaders, who help us along the way.

A—Adventures, a new one every day.

B—Boys running, playing games of tag.

R—Red, white, and blue—the colors of our flag.

A—Abracadabra, our theme for tonight's meeting.

ALL: Put it all together, and we have Cub Scouting!

(All boys reverse their cards to show CUB SCOUTING.)

Prayer: Magic of the World

Watch over us tonight as we demonstrate our tricks and puzzles. Help us all to appreciate the magic of the world around us.

Applause: That's Magic!

Divide audience into three groups. Assign "Shazam!" "Abracadabra!" and "Alacazam!" to the groups. Cubmaster points to each group with a magic wand. After the groups had two occasions to yell, everyone shouts, "That's magic!"

Advancement Ceremony: Magic Awards

Materials: Top hat, magic wand (cardboard tube, painted black with a white tip), cape, several silk scarves tied together, awards

Preparation: Tape awards to inside of cape, inside of wrist under cuffs of shirt, and inside top hat. Roll up awards and stuff inside of wand. Attach awards to scarves; fold scarves and place in pocket so they will come out one by one. Cubmaster can be dressed like a magician.

CUBMASTER: Ladies and Gentlemen, tonight the magic has already been performed by our magical Cub Scouts. There is, however, one more act, the Cub Scouts of Pack (number) have earned awards as they magic this past month, but in reality they have been

working very hard. Now I will use my magic and make the awards appear and present them to our Scouts. (Takes off top hat. Puts it and magic wand on table. Removes cape with a flourish.) What's this? (Pulls awards off cape. Present awards.) Congratulations!

(Pretends to straighten cuffs.) Nothing up my sleeves—what do we have here? (Reaches inside and pulls awards out of sleeve. Presents awards.)

(Moves to table, picks up magic wand, waves it over top hat.) Abracadabra! (Waits a few seconds, then looks inside top hat with expression of surprise. Pulls out awards.)

(Picks up magic wand, studies it, shakes out awards.)

Whew! That takes concentration. (Pulls scarves out of pocket and wipes brow. Notices awards.)

This was just a bit of sleight of hand, but there is real magic here tonight. We are recognizing the boys who are magically transforming themselves, one step at a time, into the future leaders of our nation. Let's recognize all of our recipients with a cheer! (Leads a cheer)

(If advancements are presented, present the award to the parent first, who then presents it to his or her son.)

Song: "Magic Tricks"

Tune: "Frère Jacques"

Now you see it, Now you see it,
Now you don't, Now you don't!

We can make you disappear, send a coin into thin air—
Magic tricks! Magic tricks!

Levitation, levitation,
Reach the sky! Reach the sky!

Off the table I will rise, right before your very eyes—
Magic tricks! Magic tricks!

Rabbit, top hat. Rabbit, top hat,
Magic wand, Magic wand.

Hide them all beneath my cape, while I make my great escape—
Magic tricks! Magic tricks!

Closing Ceremony: Magic Words

Materials: Signs with words on them—"Thank you," "Please," "You're welcome," "Excuse me," "Have a nice day."

CUBMASTER: There is a very special kind of magic here tonight. It is the magic of words.

(Cub Scouts come on stage, each carrying a sign.)

CUB SCOUT 1: Please.

CUB SCOUT 2: Thank you.

CUB SCOUT 3: You're welcome.

CUB SCOUT 4: Excuse me.

CUB SCOUT 5: Have a nice day.

CUBMASTER: These are simple words, but important words that tell someone else that you are appreciative, courteous and thoughtful. Add kind deeds to the magic of words and the possibilities are unlimited. As you leave our meeting tonight, I encourage you to remember these magic words and use them daily to add magic to your lives.

Cubmaster's Minute: The Real Magic of Cub Scouts

We've had a lot of fun tonight with Cub Scout magic. But the real magic of Cub Scouts is not in the funny stunts, clever tricks, or surprising feats. It's in the friendships that are formed, the abilities and talents that are developed and nurtured, and the respect for people, country, and God that is learned. Those are the real magic of Cub Scouts.

Audience Participation: "The Magician's Mistake"

Divide audience into six parts. Assign each group a part to perform when the designated word is read in the story.

Cub Scout: "Do Your Best!"

Top Hat: "Abracadabra!"

Cape: "Alacazam!"

Magic Wand: "Shazam!"

Rabbit: "I work for carrots!"

Spring: "Boing, boing!"

There once was a *Cub Scout* who really wanted to be a magician. Everyday the *Cub Scout* practiced his magic skills. He would put on his *top hat* (made from a milk carton) and his *cape* (made from a towel), grab his *magic wand* (a smooth stick) and work on his favorite trick—pulling a *rabbit* (a stuffed toy) out of his *top hat*. The *Cub Scout* worked and worked on this trick, but sometimes the *rabbit* stayed in the *top hat*, because the *rabbit* was a little large for the size of the *top hat*. The *Cub Scout* tried everything to perfect his trick. He waved his *magic wand* back and forth and up and down, but the *rabbit* was stuck. He tried covering the *top hat* with his *cape*, but he got tangled up. Then the *Cub Scout* had an idea—he had a coiled *spring* left over from a den project. He grabbed the *spring* and put it into the bottom of the *top hat*. He then shoved the *rabbit* down into the *top hat*. He timed his trick, knowing that the *spring* would release and pop the *rabbit* out after a few seconds. The *Cub Scout* practiced everyday—throwing back his *cape*, waving the *magic wand* and watching the *spring* uncurl and the *rabbit* appear on time. Finally he was ready for an audience. The *Cub Scout* headed for the kitchen to perform for his mother, who was preparing dinner. The *Cub Scout* set his *top hat* on the table, threw back his *cape* with a flourish, waved his *magic wand* and presto! The *spring* uncoiled right on time and propelled the *rabbit* out of the *top hat* and into the pot of soup that his mother was preparing for dinner. His mother was not amused and sent her son to his room. The moral of this story is everyone loves a good magic trick, but no one wants to find a hare in his soup.

Game: Hunt for Magic Beans


Materials: "Magic beans" (clear container with multicolored jellybeans), equipment to solve riddles

This is a treasure hunt. First choose five or six successive hiding spots around the house or yard. The last spot is where you place the "magic beans." Write a clue that leads to each spot. Clue No. 1 will be given to the boys; the other clues will be hidden and direct the boys to each successive spot. Ideas for clues: write backwards so the boys must use a mirror to read it; write a clue on white paper with white crayon and leave with a marker and instructions to color the entire page to reveal the clue; ask a riddle; use a numeric code and a key to translate each number into a letter. Use your imagination! Boys can divide magic beans and take them home.

Project: Magic Jumping Bean

Materials: Marble, wide marker (or something similar) slightly larger than diameter of marble, aluminum foil 3 by 4 inches, film canister

Wrap the aluminum foil around the marker. Extend the foil $\frac{1}{2}$ inch from the bottom. Crimp the extended section closed. Foil is now a tube about $2\frac{1}{2}$



inches tall with a closed bottom. Carefully remove the foil from the marker. Drop the marble into the foil tube and pinch the opening closed. Carefully place the foil tube inside a film canister. Shake the film canister to seal and round out both ends of the foil tube (marble inside will do this). Open the canister and roll out the "bean" on the palm of your hand. Tilt your hand back and forth and see what the magic bean does. When the bean gets crushed, put it back in the film canister and shake it back in shape!

Project: Magician's Hat Neckerchief Slide

Materials: Black film canister, black craft foam, dowel rod $\frac{1}{16}$ -inch thick by 3 inches long, black marker, silver paint, $\frac{1}{2}$ -inch PVC pipe section, glue, scissors

Make hat rim out of foam to fit film canister. Blacken the dowel piece with marker. Dip one end into the silver paint. When dry, glue to the inside of the film canister, silver end out. Glue the PVC pipe section to the film canister.

Recipe: Cubjuice Potion

Ingredients: Pineapple juice, lemon-lime carbonated beverage, food color, large bowl, dry ice

Mix juice and carbonated beverage in large bowl. Add one to two drops of food color to reach desired color of your choice. When ready to serve, add chunk of dry ice for effect.

WEBELOS ACTIVITY BADGE PROJECTS

Sportsman: Circle Bowling

Materials: 10 empty water or soda bottles half filled with water, tennis ball, 50 to 60 feet of rope

With the rope make a circle 15 to 20 feet in diameter. Arrange the bottles in the center as in bowling. Form teams of three or four boys. The object of the game is to knock down the bottles by rolling the tennis ball from anywhere along the perimeter of the circle. Each member has one chance. Keep scores for each team. Boys are not allowed to throw the ball.

Family Member: Shopping

Materials: Paper grocery bag filled with items from the pantry (canned goods, paper products, spices, etc.) as well as fresh produce, pencils, paper

Pull each item out of the grocery bag, tell what it is and place it on a table. Keep up a steady stream of monologue, talking about your shopping trip and what you bought. When the bag is empty, quickly put everything back in the bag. Give each boy a piece of paper and pencil and ask them to write down the contents of the bag.